

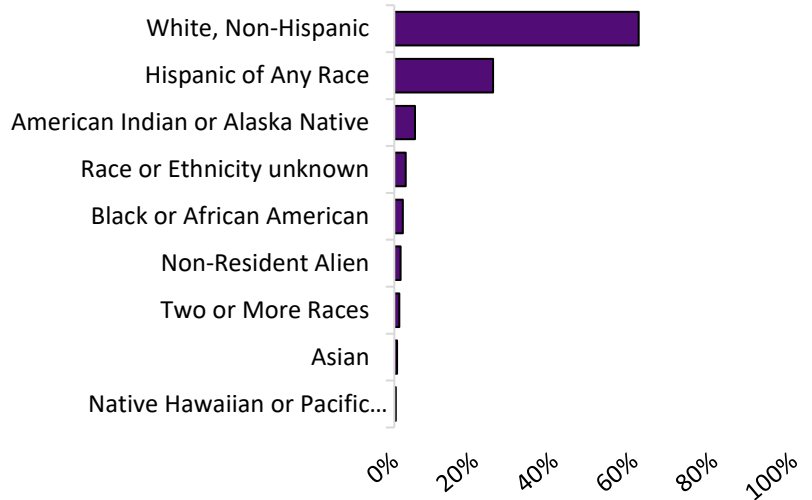
Eastern Arizona College, founded in 1888, is the longest serving community college in the state and serves residents of Graham, Gila and Greenlee Counties. The main campus is located in Thatcher along with other satellite locations throughout Graham County. EAC offers over 130 Associate degrees and certificates throughout the calendar (semester) year. Eastern Arizona College is a student-centered institution that prepares individuals to thrive in a complex, ever-changing world through accessibility, cultural development, and innovative educational programs.

### Graham County Student Profile Fall 2023

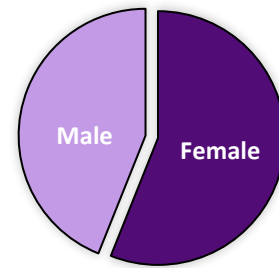
Snapshot of 45th day enrollment (IPEDS)

Total Unduplicated Enrollment - 3,514

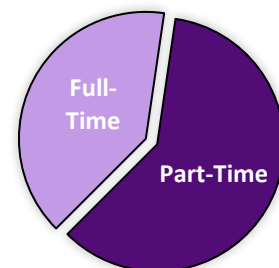
Ethnic Composition	Enrollment	Percentage of Total Enrollment
White, Non-Hispanic.....	2,153	61.3%
Hispanic of Any Race.....	869	24.7%
American Indian or Alaska Native.....	181	5.2%
Race or Ethnicity unknown.....	100	2.8%
Black or African American.....	76	2.2%
Non-Resident Alien.....	56	1.6%
Two or More Races.....	43	1.2%
Asian.....	24	0.7%
Native Hawaiian or Pacific Islander....	12	0.3%



Gender Composition	Enrollment	Percentage
Female.....	1,970	56.1%
Male.....	1,544	43.9%

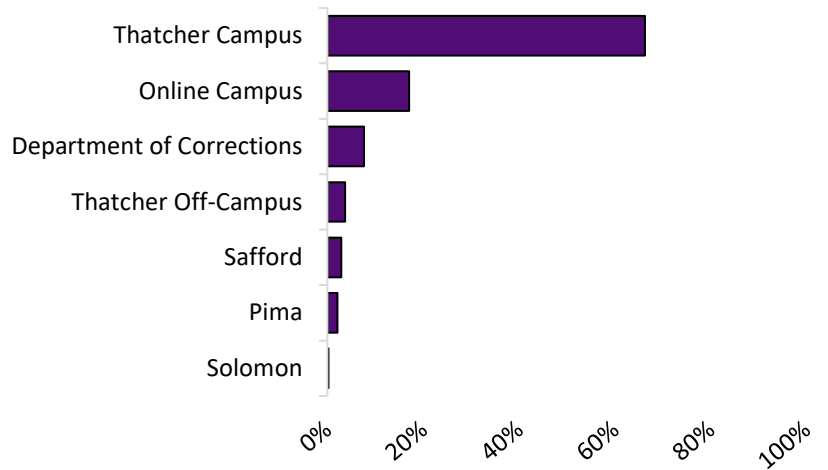


Full-Time Versus Part-Time Students	Enrollment	Percentage
Full-Time.....	1,399	39.8%
Part-Time.....	2,115	60.2%

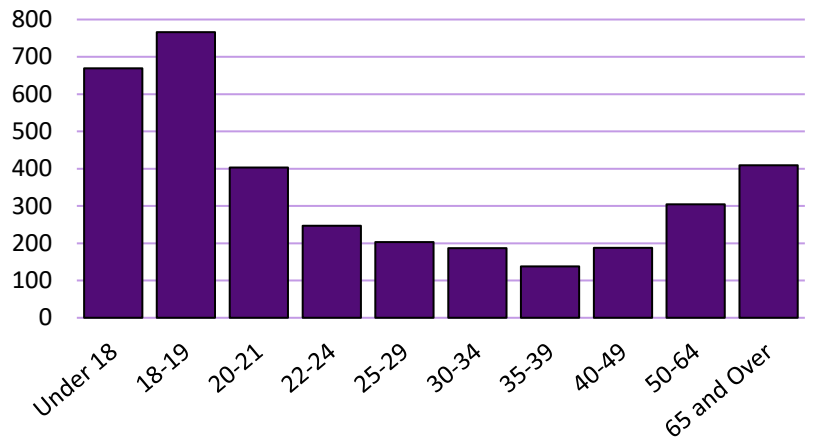


**Campus Location**

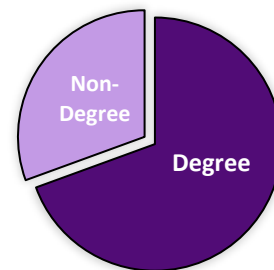
Thatcher Campus.....	2,330	66.3%
Online Campus.....	601	17.1%
Department of Corrections.....	269	7.7%
Thatcher Off-Campus.....	130	3.7%
Safford.....	101	2.9%
Pima.....	75	2.1%
Solomon.....	8	0.2%
Fort Thomas.....	0	0.0%
Bonita.....	0	0.0%


**Enrollment by Age Group**

Under 18.....	669	19.0%
18-19.....	766	21.8%
20-21.....	403	11.5%
22-24.....	247	7.0%
25-29.....	203	5.8%
30-34.....	187	5.3%
35-39.....	138	3.9%
40-49.....	188	5.4%
50-64.....	304	8.7%
65 and Over.....	409	11.6%


**Degree-Seeking Versus Non-Degree-Seeking**

Degree.....	2,440	69.4%
Non-Degree.....	1,074	30.6%


**Senior Citizen Tuition**

Under 55.....	2,890	82.2%
55 and Over Waiver Eligible.....	624	17.8%

