

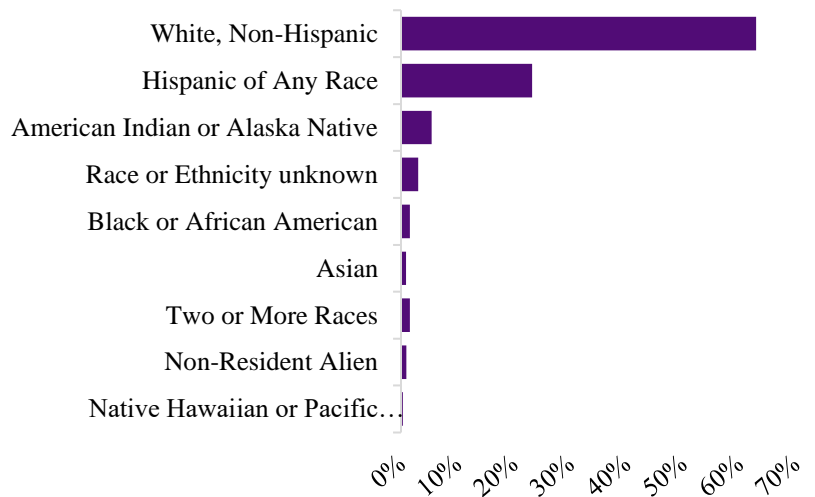
Eastern Arizona College, founded in 1888, is the longest serving community college in the state and serves residents of Graham, Gila and Greenlee Counties. The main campus is located in Thatcher along with other satellite locations throughout Graham County. EAC offers over 130 Associate degrees and certificates throughout the calendar (semester) year. Eastern Arizona College is a student-centered institution that prepares individuals to thrive in a complex, ever-changing world through accessibility, cultural development, and innovative educational programs.

### Graham County Student Profile Fall 2022

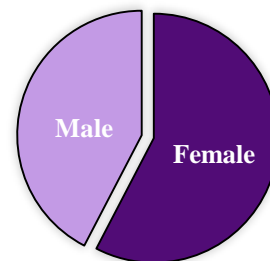
Snapshot of 45th day enrollment (IPEDS)

Total Unduplicated Enrollment - 3,411

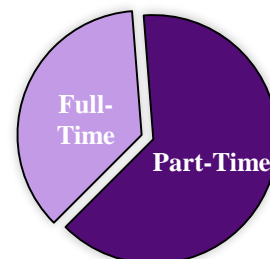
Ethnic Composition	Enrollment	Percentage of Total Enrollment
White, Non-Hispanic.....	2,148	63.0%
Hispanic of Any Race.....	793	23.2%
American Indian or Alaska Native.....	186	5.5%
Race or Ethnicity unknown.....	104	3.0%
Black or African American.....	53	1.6%
Asian.....	30	0.9%
Two or More Races.....	53	1.6%
Non-Resident Alien.....	33	1.0%
Native Hawaiian or Pacific Islander...	11	0.3%



Gender Composition	Enrollment	Percentage
Female.....	1,966	57.6%
Male.....	1,445	42.4%

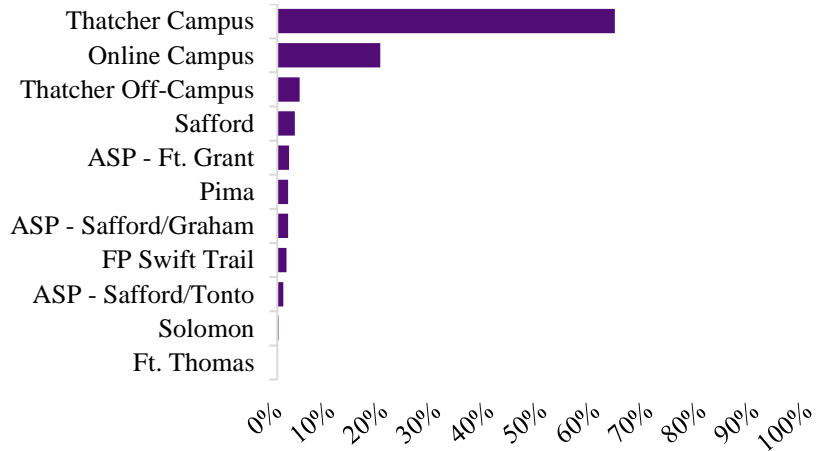


Full-Time Versus Part-Time Students	Enrollment	Percentage
Full-Time.....	1,237	36.3%
Part-Time.....	2,174	63.7%

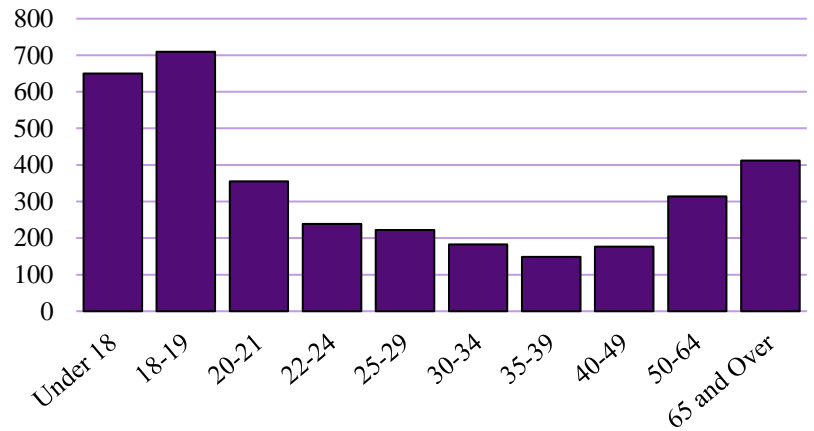


**Campus Location**

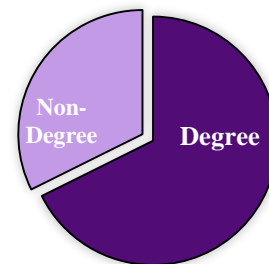
Thatcher Campus.....	2,171	63.6%
Online Campus.....	663	19.4%
Thatcher Off-Campus.....	143	4.2%
Safford.....	113	3.3%
ASP - Ft. Grant.....	76	2.2%
Pima.....	69	2.0%
ASP - Safford/Graham.....	69	2.0%
FP Swift Trail.....	60	1.8%
ASP - Safford/Tonto.....	38	1.1%
Solomon.....	7	0.2%
Ft. Thomas.....	2	0.1%


**Enrollment by Age Group**

Under 18.....	650	19.1%
18-19.....	710	20.8%
20-21.....	355	10.4%
22-24.....	239	7.0%
25-29.....	222	6.5%
30-34.....	183	5.4%
35-39.....	149	4.4%
40-49.....	177	5.2%
50-64.....	314	9.2%
65 and Over.....	412	12.1%


**Degree-Seeking Versus Non-Degree-Seeking**

Degree.....	2,308	67.7%
Non-Degree.....	1,103	32.3%


**Senior Citizen Tuition**

Under 55.....	2,753	80.7%
55 and Over Waiver Eligible.....	658	19.3%

