

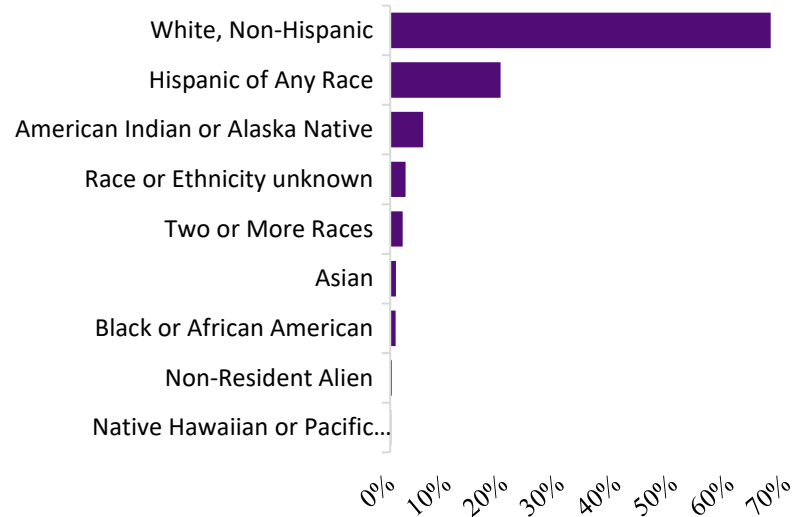
Eastern Arizona College, founded in 1888, is the longest serving community college in the state and serves residents of Graham, Gila and Greenlee Counties. EAC provides contracted services to Gila Community College Provisional District for programs that service Payson and Gila Pueblo campuses and satellite locations throughout Gila County. EAC offers over 130 Associate degrees and certificates throughout the calendar (semester) year. Eastern Arizona College is a student-centered institution that prepares individuals to thrive in a complex, ever-changing world through accessibility, cultural development, and innovative educational programs.

Gila Community College Provisional District Student Profile Fall 2022

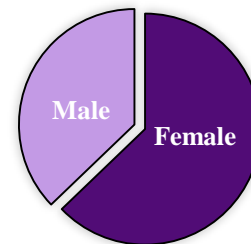
Snapshot of 45th day enrollment (IPEDS)

Total Unduplicated Enrollment - 1,353

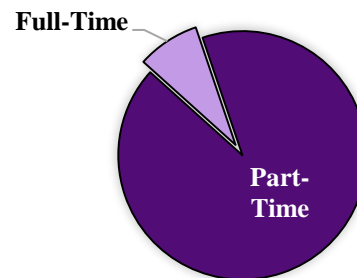
Ethnic Composition	Enrollment	Percentage of Total Enrollment
White, Non-Hispanic.....	910	67.3%
Hispanic of Any Race.....	264	19.5%
American Indian or Alaska Native.....	79	5.8%
Race or Ethnicity unknown.....	37	2.7%
Two or More Races.....	30	2.2%
Asian.....	14	1.0%
Black or African American.....	13	1.0%
Non-Resident Alien.....	4	0.3%
Native Hawaiian or Pacific Islander...	2	0.1%



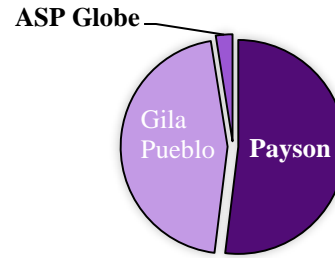
Gender Composition	Enrollment	Percentage
Female.....	850	62.8%
Male.....	503	37.2%



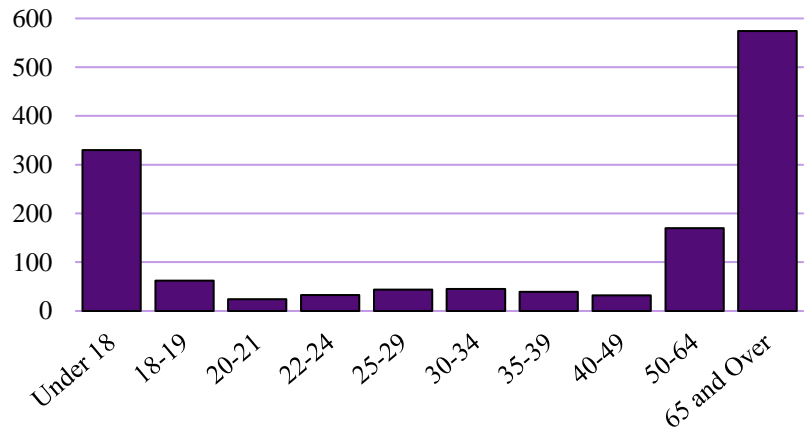
Full-Time Versus Part-Time Students	Enrollment	Percentage
Full-Time.....	110	8.1%
Part-Time.....	1,243	91.9%



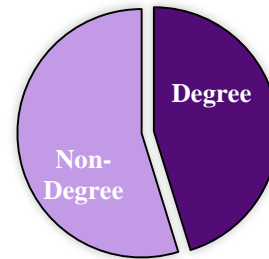
Campus Location		
Payson.....	703	52.0%
Gila Pueblo.....	616	45.5%
ASP Globe.....	34	2.5%



Enrollment by Age Group		
Under 18.....	330	24.4%
18-19.....	62	4.6%
20-21.....	24	1.8%
22-24.....	33	2.4%
25-29.....	44	3.3%
30-34.....	45	3.3%
35-39.....	39	2.9%
40-49.....	32	2.4%
50-64.....	170	12.6%
65 and Over.....	574	42.4%



Degree-Seeking Versus Non-Degree-Seeking		
Degree.....	612	45.2%
Non-Degree.....	741	54.8%



Senior Citizen Tuition		
Under 55.....	622	46.0%
55 and Over Waiver Eligible.....	731	54.0%

