

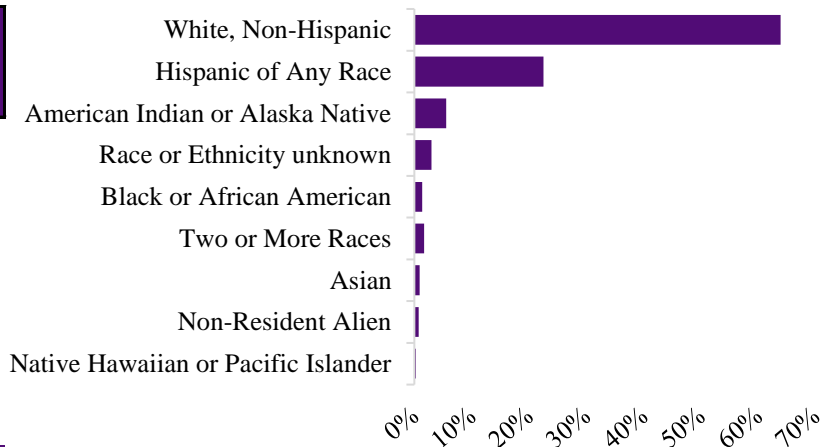
Eastern Arizona College, founded in 1888, is the longest serving community college in the state and serves residents of Graham, Gila and Greenlee Counties. In addition to the main campus in Thatcher, the College delivers education courses at 23 additional locations, including high schools and prison sites. EAC offers over 130 Associate degrees and certificates throughout the calendar (semester) year. Eastern Arizona College is a student-centered institution that prepares individuals to thrive in a complex, ever-changing world through accessibility, cultural development, and innovative educational programs.

District Wide Student Profile Fall 2022

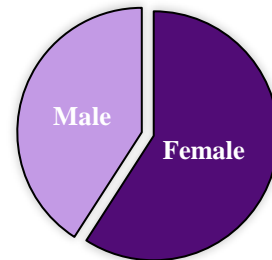
Snapshot of 45th day enrollment (IPEDS)

Total Unduplicated Enrollment - 4,864

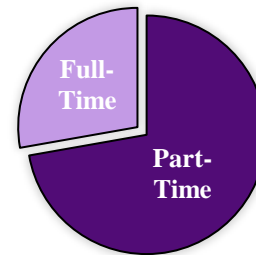
Ethnic Composition	Enrollment	Percentage of Total Enrollment
White, Non-Hispanic.....	3,109	63.9%
Hispanic of Any Race.....	1,097	22.6%
American Indian or Alaska Native.....	270	5.6%
Race or Ethnicity unknown.....	144	3.0%
Black or African American.....	66	1.4%
Two or More Races.....	84	1.7%
Asian.....	44	0.9%
Non-Resident Alien.....	37	0.8%
Native Hawaiian or Pacific Islander...	13	0.3%



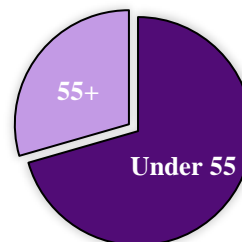
Gender Composition	Enrollment	Percentage
Female.....	2,875	59.1%
Male.....	1,989	40.9%



Full-Time Versus Part-Time Students	Enrollment	Percentage
Part-Time.....	3,513	72.2%
Full-Time.....	1,351	27.8%

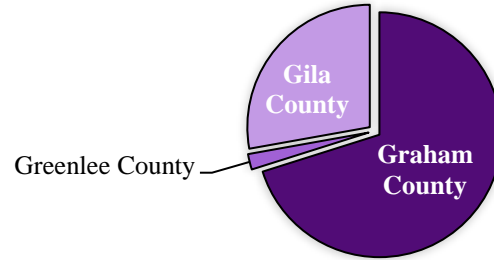


Senior Citizen Tuition	Enrollment	Percentage
Under 55.....	3,431	70.5%
55 and Over Waiver Eligible.....	1,433	29.5%



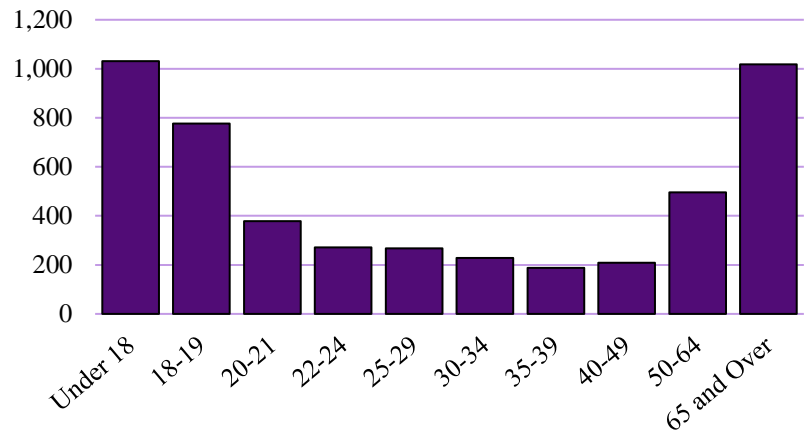
Campus Location

Graham County.....	3,411	70.1%
Greenlee County.....	100	2.1%
Gila County.....	1,353	27.8%



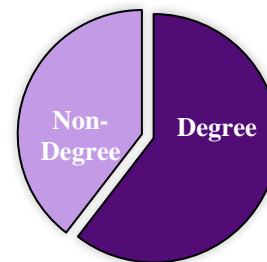
Enrollment by Age Group

Under 18.....	1,031	21.2%
18-19.....	776	16.0%
20-21.....	379	7.8%
22-24.....	272	5.6%
25-29.....	267	5.5%
30-34.....	228	4.7%
35-39.....	188	3.9%
40-49.....	209	4.3%
50-64.....	496	10.2%
65 and Over.....	1,018	20.9%



Degree-Seeking Versus Non-Degree-Seeking

Degree.....	2,940	60.4%
Non-Degree.....	1,924	39.6%



Enrollment Summary

New Transfer-ins.....	243	5.0%
All First-Time Students.....	799	16.4%
Continuing.....	3,822	78.6%

