

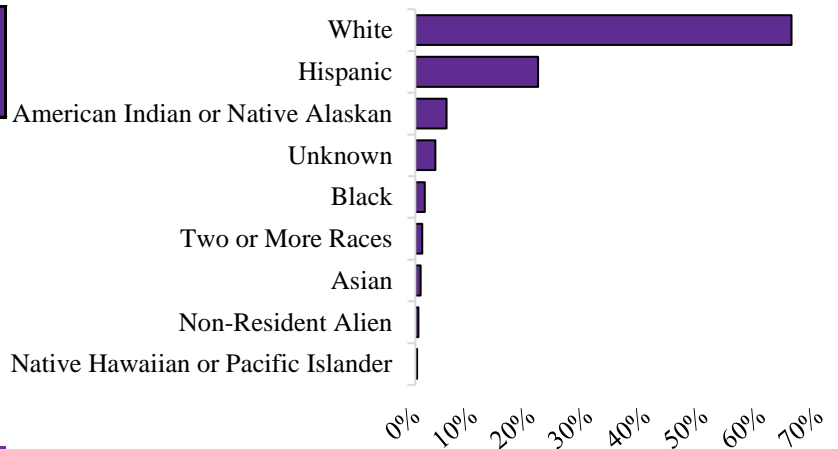
Eastern Arizona College, founded in 1888, is the longest serving community college in the state and serves residents of Graham, Gila and Greenlee Counties. In addition to the main campus in Thatcher, the College delivers education courses at 23 additional locations, including high schools and prison sites. EAC offers over 130 Associate degrees and certificates throughout the calendar (semester) year. Eastern Arizona College is a student-centered institution that prepares individuals to thrive in a complex, ever-changing world through accessibility, cultural development, and innovative educational programs.

District Wide Student Profile Fall 2021

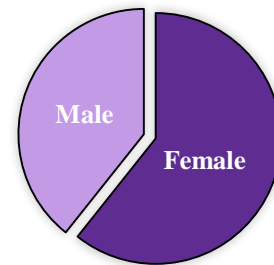
Snapshot of 45th day enrollment (IPEDS)

Total Unduplicated Enrollment - 4,583

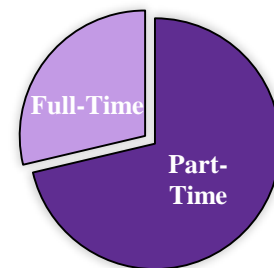
Ethnic Composition	Enrollment	Percentage of Total Enrollment
White.....	2,991	65.3%
Hispanic.....	977	21.3%
American Indian or Native Alaskan...	248	5.4%
Unknown.....	160	3.5%
Two or More Races.....	54	1.2%
Black.....	74	1.6%
Asian.....	41	0.9%
Non-Resident Alien.....	24	0.5%
Native Hawaiian or Pacific Islander...	14	0.3%



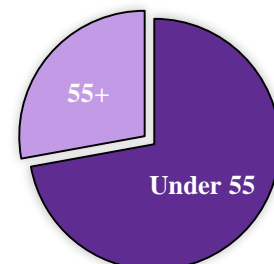
Gender Composition		
Female.....	2,782	60.7%
Male.....	1,801	39.3%



Full-Time Versus Part-Time Students		
Part-Time.....	3,268	71.3%
Full-Time.....	1,315	28.7%

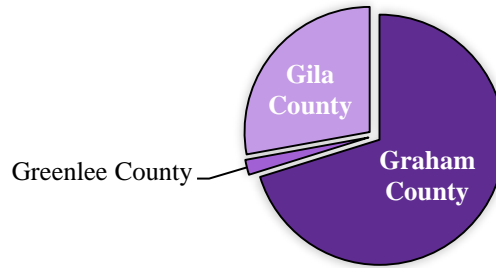


Senior Citizen Tuition		
Under 55.....	3,306	72.1%
55 and Over Waiver Eligible.....	1,277	27.9%



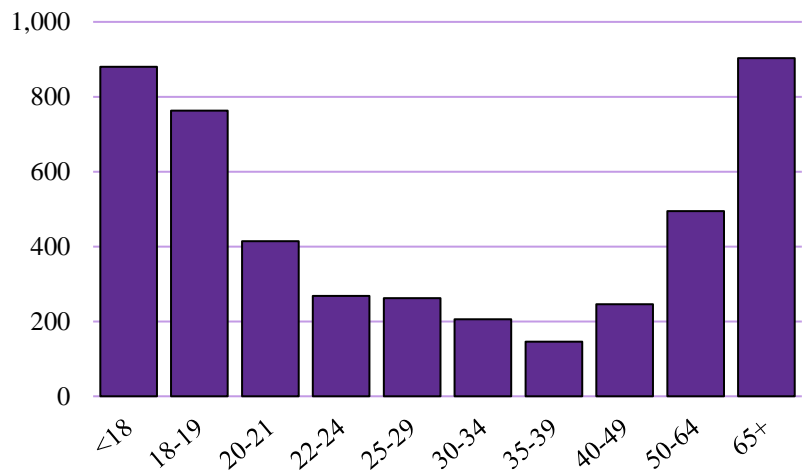
Campus Location

Graham County.....	3,217	70.2%
Greenlee County.....	89	1.9%
Gila County.....	1,277	27.9%



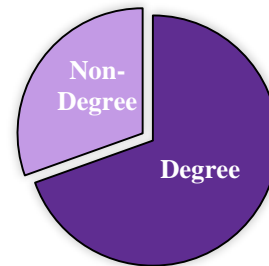
Enrollment by Age Group

<18.....	880	19.2%
18-19.....	763	16.6%
20-21.....	414	9.0%
22-24.....	268	5.8%
25-29.....	262	5.7%
30-34.....	206	4.5%
35-39.....	146	3.2%
40-49.....	246	5.4%
50-64.....	495	10.8%
65+.....	903	19.7%



Degree-Seeking Versus Non-Degree-Seeking

Degree.....	3,187	69.5%
Non-Degree.....	1,396	30.5%



Enrollment Summary

New Transfer-ins.....	249	5.4%
All First-Time Students.....	736	16.1%
Continuing.....	3,598	78.5%

