

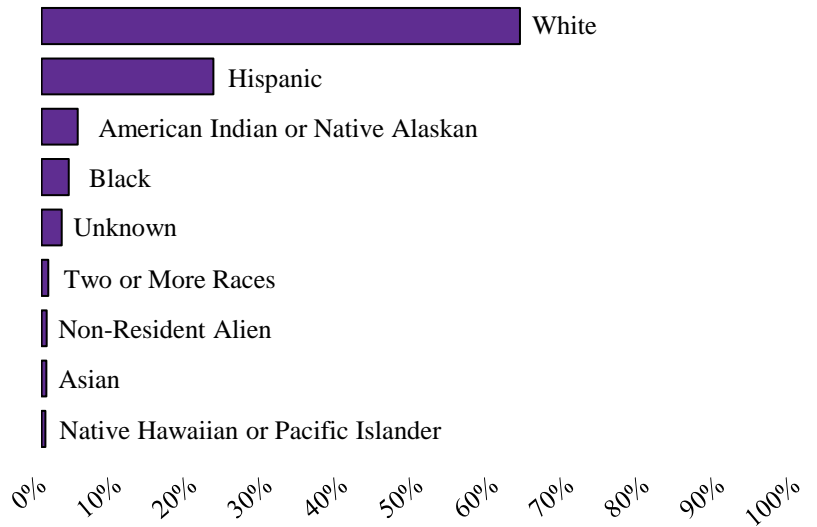
Eastern Arizona College, founded in 1888, is the longest serving community college in the state and serves residents of Graham, Gila and Greenlee Counties. The main campus is located in Thatcher along with other satellite locations throughout Graham County. EAC offers over 130 Associate degrees and certificates throughout the calendar (semester) year. Eastern Arizona College is a student-centered institution that prepares individuals to thrive in a complex, ever-changing world through accessibility, cultural development, and innovative educational programs.

**Graham County Student Profile Fall 2019**

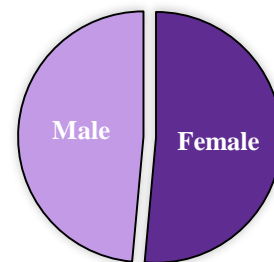
**Snapshot of 45th day enrollment (IPEDS)**

Total Unduplicated Enrollment - 3,907

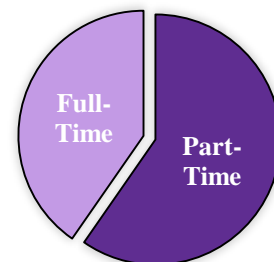
Ethnic Composition	Enrollment	Percentage of Total Enrollment
White.....	2479	63.5%
Hispanic.....	890	22.8%
American Indian or Native Alaskan...	187	4.8%
Black.....	141	3.6%
Unknown.....	105	2.7%
Two or More Races.....	34	0.9%
Non-Resident Alien.....	27	0.7%
Asian.....	24	0.6%
Native Hawaiian or Pacific Islander...	20	0.5%



Gender Composition	Enrollment	Percentage
Female.....	2010	51.4%
Male.....	1897	48.6%




Full-Time Versus Part-Time Students	Enrollment	Percentage
Part-Time.....	2331	59.7%
Full-Time.....	1576	40.3%



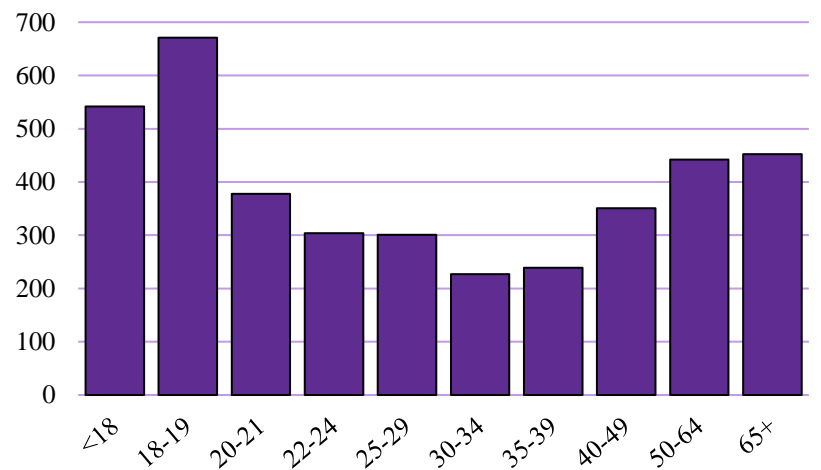
**Campus Location**

Thatcher Campus.....	2763	70.7%
ASP - Safford/Graham.....	275	7.0%
Safford.....	178	4.6%
ASP - Ft. Grant.....	220	5.6%
ASP - Safford/Tonto.....	192	4.9%
Thatcher Off Campus.....	134	3.4%
Pima.....	68	1.7%
FCI - Swift Trail.....	51	1.3%
Out of Service Area.....	15	0.4%
Solomon.....	7	0.2%
Ft. Thomas.....	4	0.1%



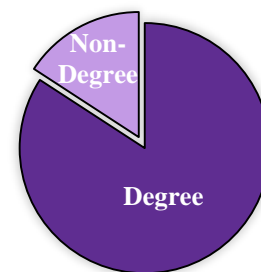
**Enrollment by Age Group**

<18.....	542	13.9%
18-19.....	671	17.2%
20-21.....	378	9.7%
22-24.....	304	7.8%
25-29.....	301	7.7%
30-34.....	227	5.8%
35-39.....	239	6.1%
40-49.....	351	9.0%
50-64.....	442	11.3%
65+.....	452	11.6%



**Degree-Seeking Versus Non-Degree-Seeking**

Degree.....	3289	84.2%
Non-Degree.....	618	15.8%



**Senior Citizen Tuition**

Under 55.....	3114	79.7%
55 and Over Waiver Eligible.....	793	20.3%

