


Eastern Arizona College, founded in 1888, is the longest serving community college in the state and serves residents of Graham, Gila and Greenlee Counties. The main campus is located in Thatcher along with other satellite locations throughout Graham County. EAC offers over 80 Associate degrees and certificates throughout the calendar (semester) year. Eastern Arizona College is a student-centered institution that prepares individuals to thrive in a complex, ever-changing world through accessibility, cultural development, and innovative educational programs.

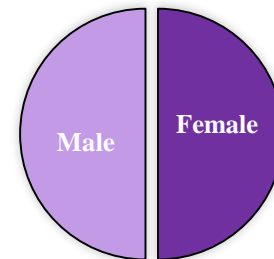
Graham County Campus Student Profile Fall 2018

Total Unduplicated Enrollment - 3,892

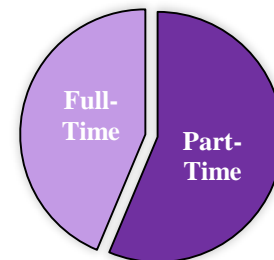
Ethnic Composition	Enrollment	Percentage of Total Enrollment
Non-Resident Alien.....	34	0.9%
Hispanic.....	809	20.8%
American Indian or Native Alaskan...	178	4.6%
Asian.....	23	0.6%
Black.....	180	4.6%
Native Hawaiian or Pacific Islander...	44	1.1%
White.....	2472	63.5%
Two or More Races.....	34	0.9%
Unknown.....	118	3.0%



Gender Composition	Enrollment	Percentage
Female.....	1946	50.0%
Male.....	1946	50.0%

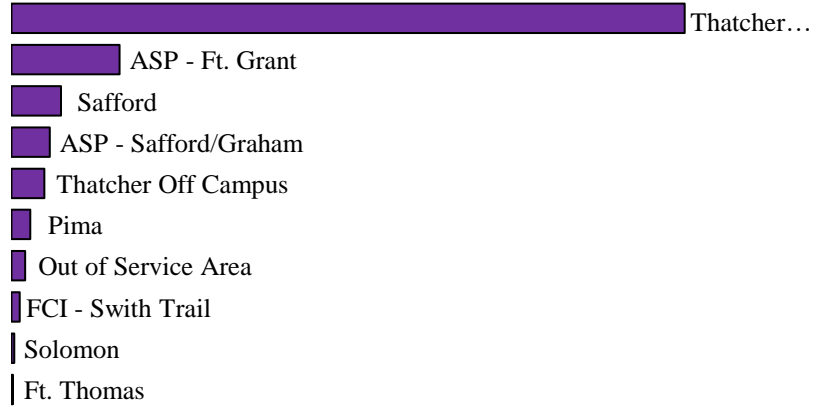


Full-Time Versus Part-Time Students	Enrollment	Percentage
Part-Time.....	2192	56.3%
Full-Time.....	1700	43.7%



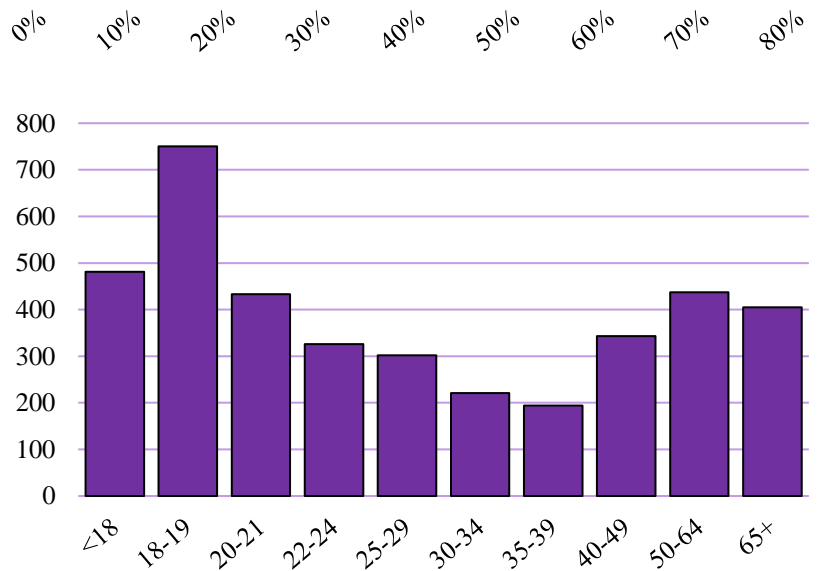
Campus Location

Thatcher Campus.....	2765	71.0%
Thatcher Off Campus.....	135	3.5%
ASP - Ft. Grant.....	444	11.4%
ASP - Safford/Graham.....	157	4.0%
FCI - Swith Trail.....	34	0.9%
Ft. Thomas.....	7	0.2%
Pima.....	77	2.0%
Safford.....	204	5.2%
Solomon.....	12	0.3%
Out of Service Area.....	57	1.5%



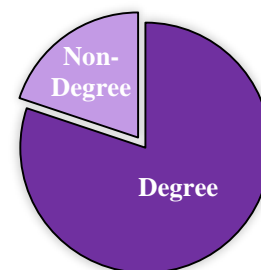
Enrollment by Age Group

<18.....	481	12.4%
18-19.....	750	19.3%
20-21.....	433	11.1%
22-24.....	326	8.4%
25-29.....	302	7.8%
30-34.....	221	5.7%
35-39.....	194	5.0%
40-49.....	343	8.8%
50-64.....	437	11.2%
65+.....	405	10.4%



Degree-Seeking Versus Non-Degree-Seeking

Degree.....	3118	80.1%
Non-Degree.....	774	19.9%



Senior Citizen Tuition

Under 55.....	3159	81.2%
55 and Over Waiver Eligible.....	733	18.8%

