


The Nudge

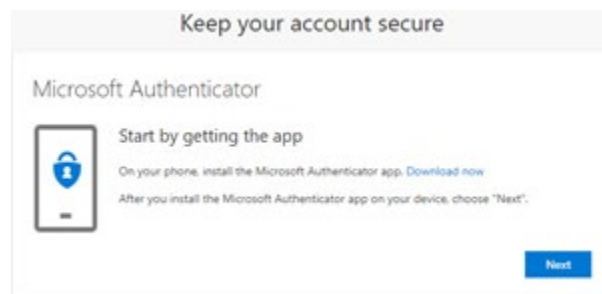
Eastern Arizona College works hard to keep your information safe. To better increase your digital security, we are encouraging you to set up Multi-Factor Authentication (MFA). This helps prevent anyone other than you from accessing your account by requiring not just a username and password but also verifying that login.

EAC will soon be federally mandated to add the MFA layer of security. To simplify this process, we recommend that you use the Microsoft Authenticator app. This app allows those with a smartphone or other compatible device to verify it's you accessing your account. Soon, when you log into your Gila Hank account, you will be prompted to set up your MFA. The prompt will look like the diagrams below.

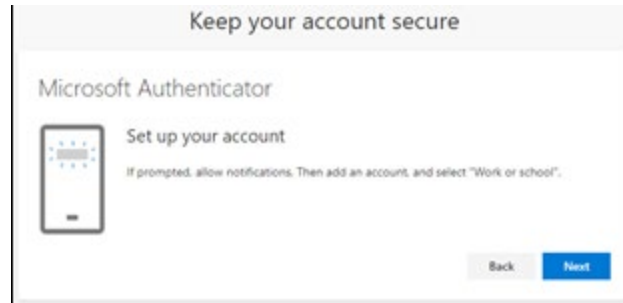
1. When you login you will see a prompt like the following:



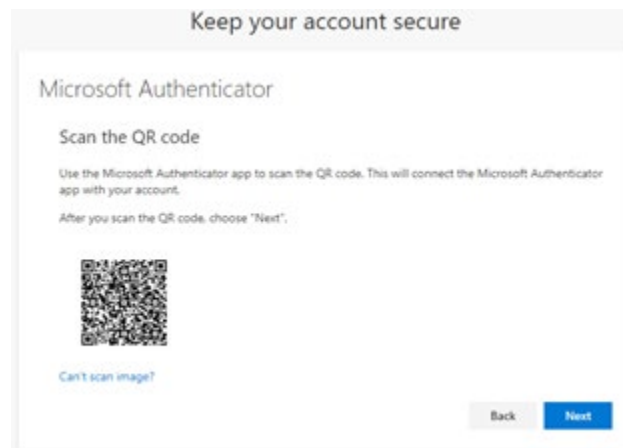
2. You can choose to implement this increased protection now, to do so the browser will walk you through the process shown as demonstrated below.
 - a. First download the app.



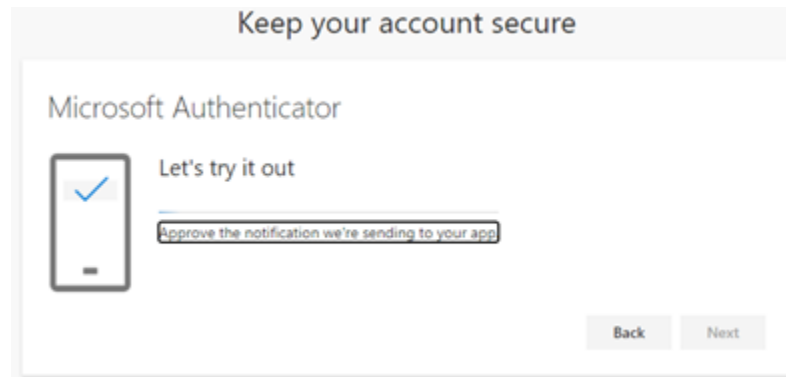
- b. Setup the Authenticator app.



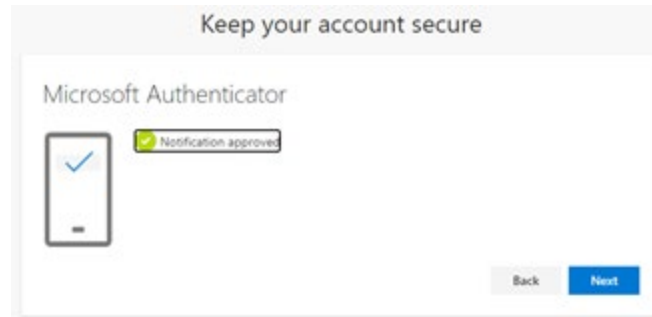
c. Scan the QR Code.



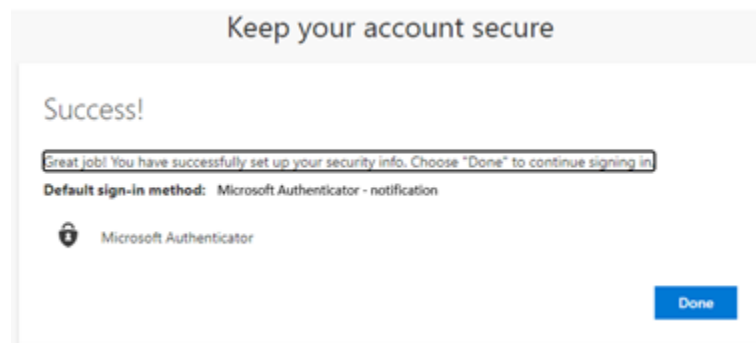
d. Approve the test notification



e. You will see the test approved



- f. Authenticator app is now successfully set up as the your default sign-in method



If you do not wish to install the Authenticator app, you can tap “Not now” to snooze the prompt. Other methods to complete MFA are available, though the Microsoft Authenticator app is the most convenient for anyone with access to a smart device.