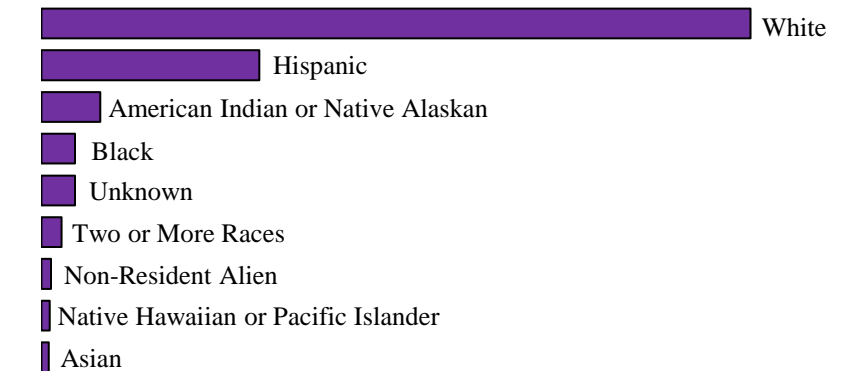


Eastern Arizona College, founded in 1888, is the longest serving community college in the state and serves residents of Graham, Gila and Greenlee Counties. In addition to the main campus in Thatcher, the College delivers education courses at 14 other locations and offers over 80 Associate degrees and certificates throughout the calendar (semester) year. Eastern Arizona College is a student-centered institution that prepares individuals to thrive in a complex, ever-changing world through accessibility, cultural development, and innovative educational programs.

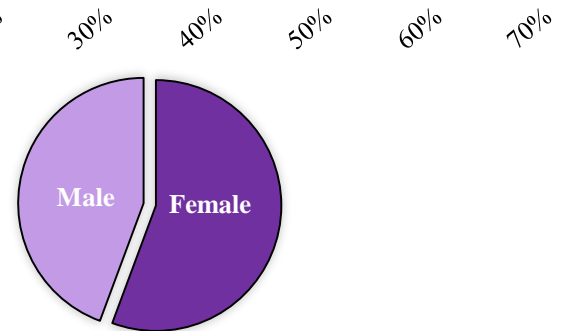
**District Wide Student Profile Fall 2018**

Total Unduplicated Enrollment - 6,040

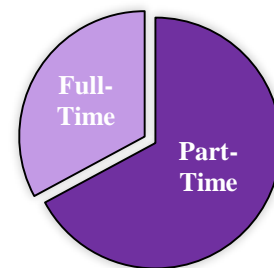
Ethnic Composition	Enrollment	Percentage of Total Enrollment
Non-Resident Alien.....	53	0.9%
Hispanic.....	1198	19.8%
American Indian or Native Alaskan...	324	5.4%
Asian.....	40	0.7%
Black.....	185	3.1%
Native Hawaiian or Pacific Islander...	46	0.8%
White.....	3898	64.5%
Two or More Races.....	111	1.8%
Unknown.....	185	3.1%



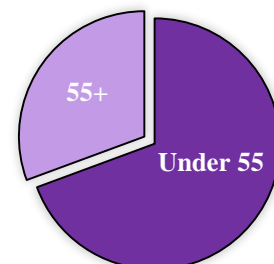
Gender Composition	Enrollment	Percentage
Female.....	3362	55.7%
Male.....	2678	44.3%



Full-Time Versus Part-Time Students	Enrollment	Percentage
Part-Time.....	4055	67.1%
Full-Time.....	1985	32.9%

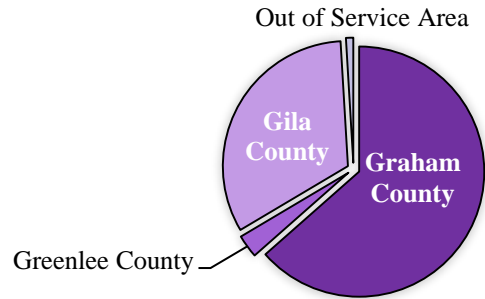


Senior Citizen Tuition	Enrollment	Percentage
Under 55.....	4190	69.4%
55 and Over Waiver Eligible.....	1850	30.6%



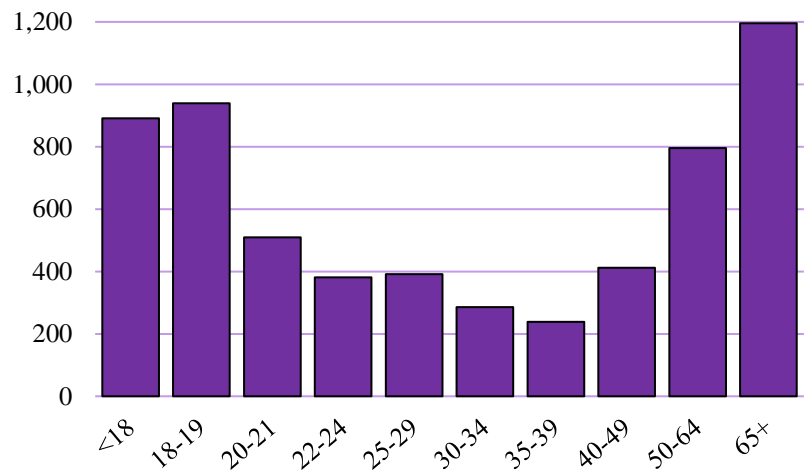
**Campus Location**

Graham County.....	3835	63.5%
Greenlee County.....	180	3.0%
Gila County.....	1968	32.6%
Out of Service Area.....	57	0.9%



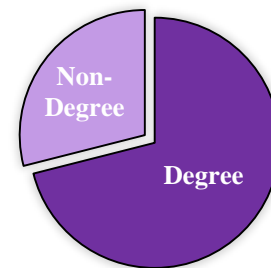
**Enrollment by Age Group**

<18.....	891	14.8%
18-19.....	939	15.5%
20-21.....	509	8.4%
22-24.....	381	6.3%
25-29.....	391	6.5%
30-34.....	286	4.7%
35-39.....	239	4.0%
40-49.....	412	6.8%
50-64.....	796	13.2%
65+.....	1196	19.8%



**Degree-Seeking Versus Non-Degree-Seeking**

Degree.....	4291	71.0%
Non-Degree.....	1749	29.0%



**Enrollment Summary**

New to Higher Education.....	1337	20.7%
New Transfer-ins.....	118	2.0%
Continuing.....	4585	74.7%

