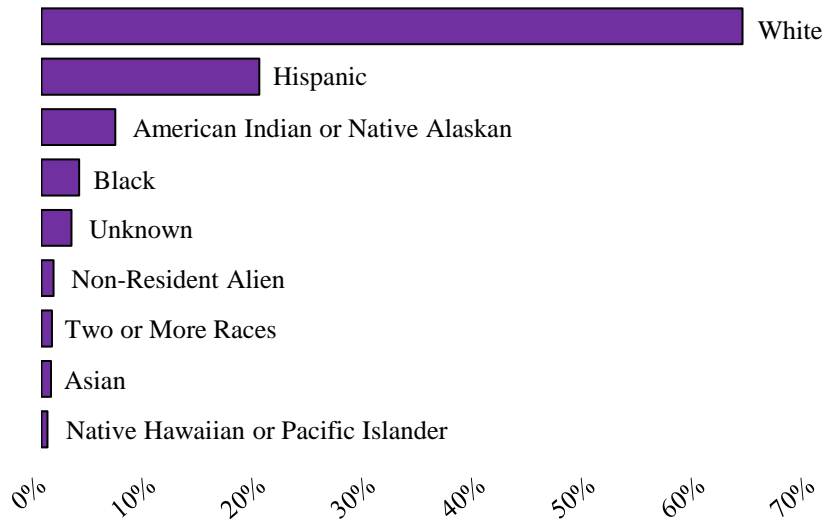


Eastern Arizona College, founded in 1888, is the longest serving community college in the state and serves residents of Graham, Gila and Greenlee Counties. In addition to the main campus in Thatcher, the College delivers education courses at 14 other locations and offers over 80 Associate degrees and certificates throughout the calendar (semester) year. Eastern Arizona College is a student-centered institution that prepares individuals to thrive in a complex, ever-changing world through accessibility, cultural development, and innovative educational programs.

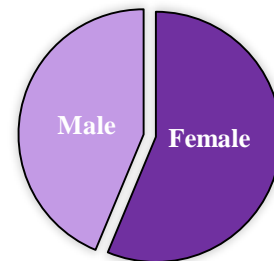
**District Wide Student Profile Fall 2016**

Total Unduplicated Enrollment - 6,423

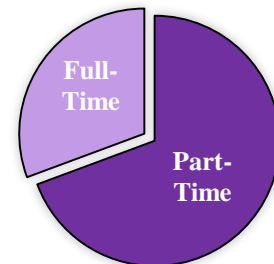
Ethnic Composition	Enrollment	Percentage of Total Enrollment
Non-Resident Alien.....	70	1.1%
Hispanic.....	1273	19.8%
American Indian or Native Alaskan...	432	6.7%
Asian.....	56	0.9%
Black.....	221	3.4%
Native Hawaiian or Pacific Islander...	35	0.5%
White.....	4099	63.8%
Two or More Races.....	61	0.9%
Unknown.....	176	2.7%



Gender Composition	Enrollment	Percentage
Female.....	3615	56.3%
Male.....	2808	43.7%

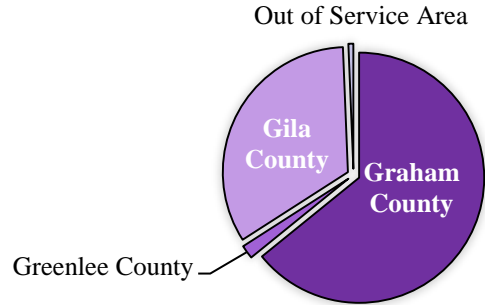


Full-Time Versus Part-Time Students	Enrollment	Percentage
Part-Time.....	4454	69.3%
Full-Time.....	1969	30.7%



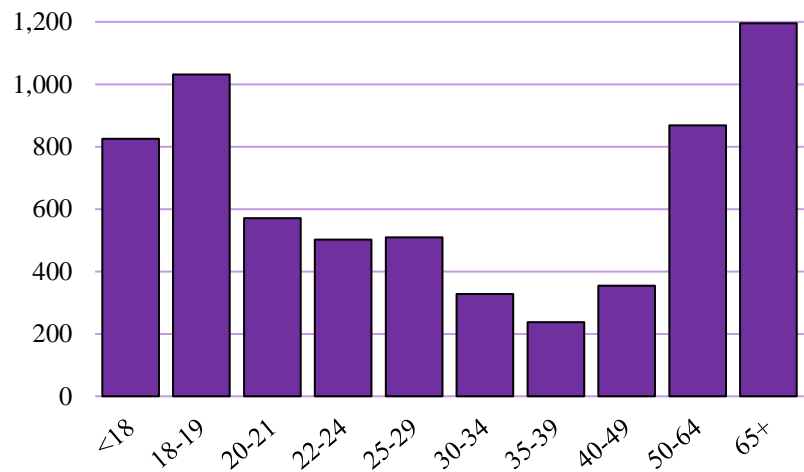
**Campus Location**

Graham County.....	4121	64.2%
Greenlee County.....	113	1.8%
Gila County.....	2148	33.4%
Out of Service Area.....	41	0.6%



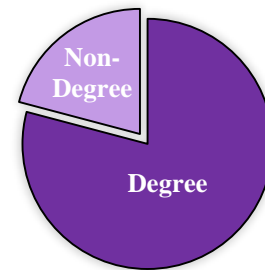
**Enrollment by Age Group**

<18.....	825	12.8%
18-19.....	1031	16.1%
20-21.....	571	8.9%
22-24.....	502	7.8%
25-29.....	509	7.9%
30-34.....	328	5.1%
35-39.....	238	3.7%
40-49.....	355	5.5%
50-64.....	868	13.5%
65+.....	1196	18.6%



**Degree-Seeking Versus Non-Degree-Seeking**

Degree.....	5082	79.1%
Non-Degree.....	1341	20.9%



**Enrollment Summary**

New to Higher Education.....	1083	16.9%
New Transfer-ins.....	5	0.1%
Continuing.....	5337	83.1%

