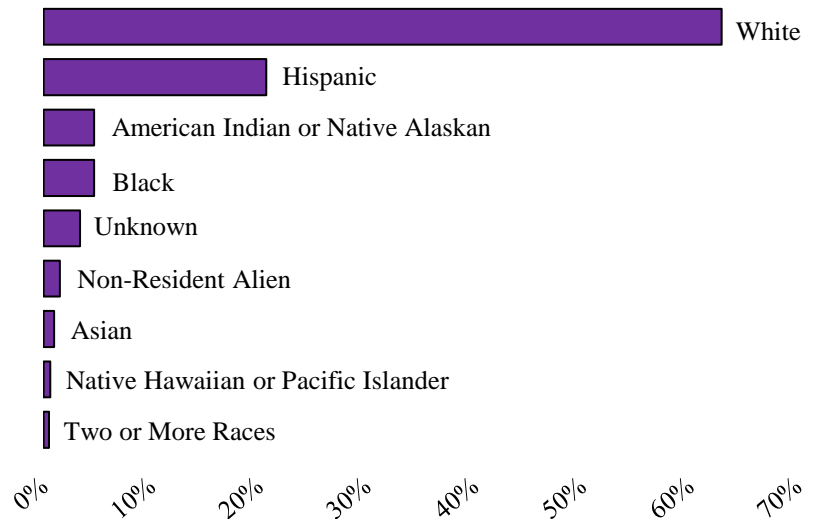


Eastern Arizona College, founded in 1888, is the longest serving community college in the state and serves residents of Graham, Gila and Greenlee Counties. The main campus is located in Thatcher along with other satellite locations throughout Graham County. EAC offers over 80 Associate degrees and certificates throughout the calendar (semester) year. Eastern Arizona College is a student-centered institution that prepares individuals to thrive in a complex, ever-changing world through accessibility, cultural development, and innovative educational programs.

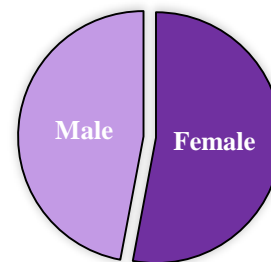
**Graham County Campus Student Profile Fall 2015**

Total Unduplicated Enrollment - 3,999

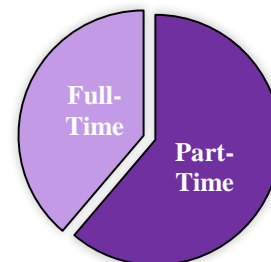
Ethnic Composition	Enrollment	Percentage of Total Enrollment
Non-Resident Alien.....	60	1.5%
Hispanic.....	827	20.7%
American Indian or Native Alaskan...	188	4.7%
Asian.....	39	1.0%
Black.....	188	4.7%
Native Hawaiian or Pacific Islander...	25	0.6%
White.....	2517	62.9%
Two or More Races.....	20	0.5%
Unknown.....	135	3.4%



Gender Composition	Enrollment	Percentage
Female.....	2118	53.0%
Male.....	1881	47.0%

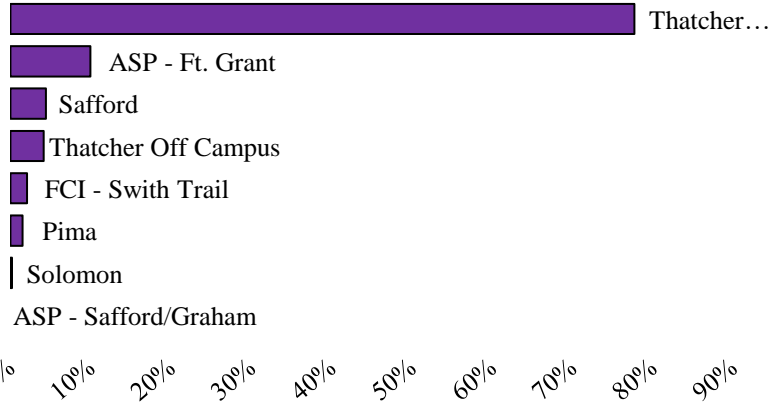


Full-Time Versus Part-Time Students	Enrollment	Percentage
Part-Time.....	2448	61.2%
Full-Time.....	1551	38.8%



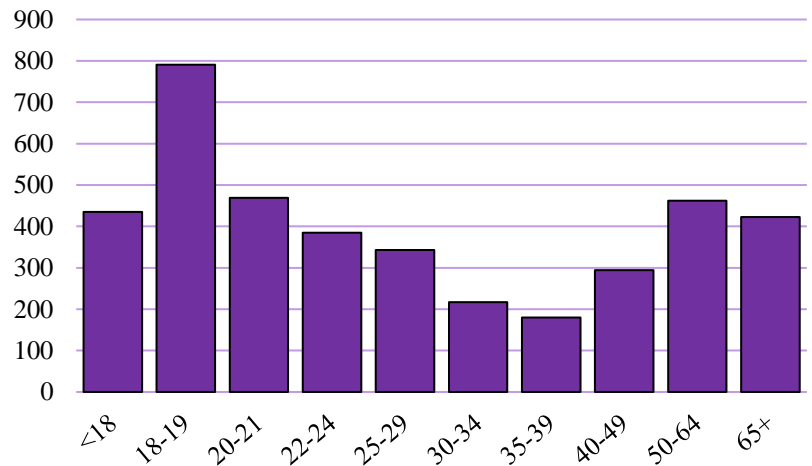
**Campus Location**

Thatcher Campus.....	3107	77.7%
Thatcher Off Campus.....	165	4.1%
ASP - Ft. Grant.....	399	10.0%
ASP - Safford/Graham.....	0	0.0%
FCI - Swith Trail.....	82	2.1%
Pima.....	61	4.4%
Safford.....	177	0.2%
Solomon.....	8	100.0%



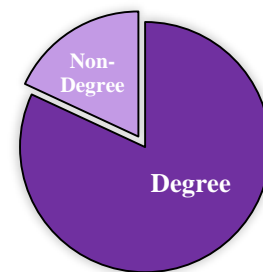
**Enrollment by Age Group**

<18.....	435	10.9%
18-19.....	791	19.8%
20-21.....	469	11.7%
22-24.....	385	9.6%
25-29.....	343	8.6%
30-34.....	217	5.4%
35-39.....	180	4.5%
40-49.....	294	7.4%
50-64.....	462	11.6%
65+.....	423	10.6%



**Degree-Seeking Versus Non-Degree-Seeking**

Degree.....	3276	81.9%
Non-Degree.....	723	18.1%



**Senior Citizen Tuition**

Under 55.....	3201	80.0%
55 and Over Waiver Eligible.....	798	20.0%

