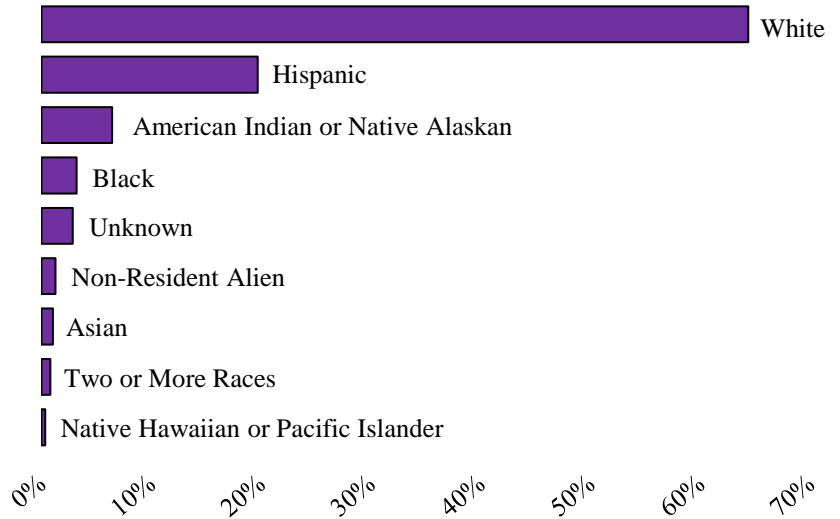


Eastern Arizona College, founded in 1888, is the longest serving community college in the state and serves residents of Graham, Gila and Greenlee Counties. In addition to the main campus in Thatcher, the College delivers education courses at 14 other locations and offers over 80 Associate degrees and certificates throughout the calendar (semester) year. Eastern Arizona College is a student-centered institution that prepares individuals to thrive in a complex, ever-changing world through accessibility, cultural development, and innovative educational programs.

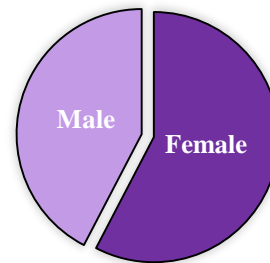
District Wide Student Profile Fall 2015

Total Unduplicated Enrollment - 6,320

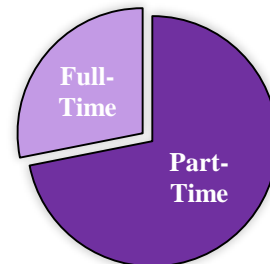
Ethnic Composition	Enrollment	Percentage of Total Enrollment
Non-Resident Alien.....	80	1.3%
Hispanic.....	1245	19.7%
American Indian or Native Alaskan...	406	6.4%
Asian.....	67	1.1%
Black.....	203	3.2%
Native Hawaiian or Pacific Islander...	21	0.3%
White.....	4066	64.3%
Two or More Races.....	51	0.8%
Unknown.....	181	2.9%



Gender Composition	Enrollment	Percentage
Female.....	3643	57.6%
Male.....	2677	42.4%



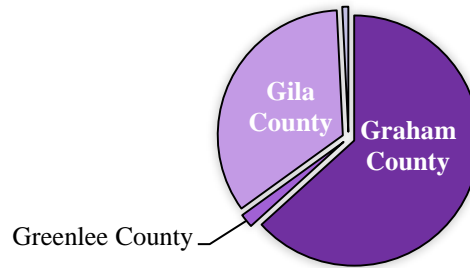
Full-Time Versus Part-Time Students	Enrollment	Percentage
Part-Time.....	4543	71.9%
Full-Time.....	1777	28.1%



Campus Location

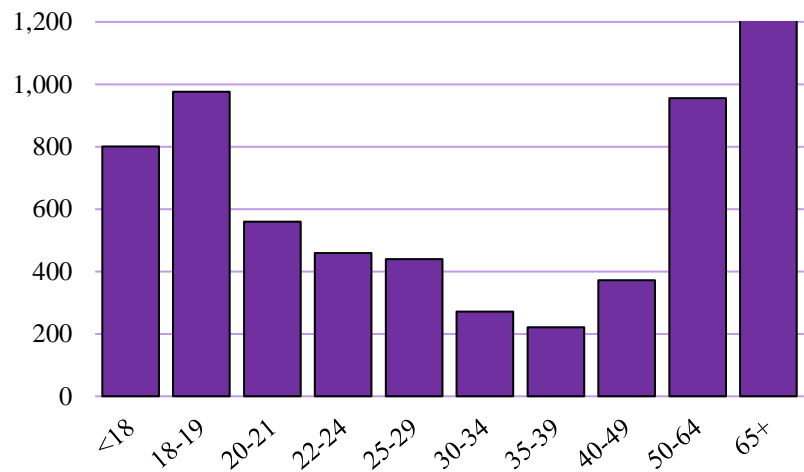
Graham County.....	3999	63.3%
Greenlee County.....	112	1.8%
Gila County.....	2160	34.2%
Out of Service Area.....	49	0.8%

Out of Service Area



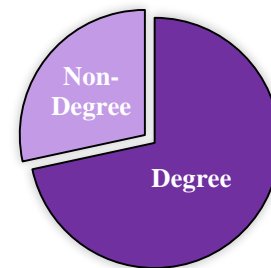
Enrollment by Age Group

<18.....	801	12.7%
18-19.....	976	15.4%
20-21.....	560	8.9%
22-24.....	459	7.3%
25-29.....	440	7.0%
30-34.....	271	4.3%
35-39.....	221	3.5%
40-49.....	372	5.9%
50-64.....	956	15.1%
65+.....	1264	20.0%



Degree-Seeking Versus Non-Degree-Seeking

Degree.....	4526	71.6%
Non-Degree.....	1794	28.4%



Enrollment Summary

New to Higher Education.....	1330	21.0%
New Transfer-ins.....	1	0.02%
Continuing.....	4989	78.9%

