

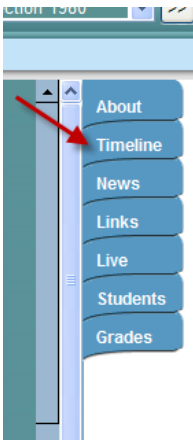


# **Eastern Arizona College**

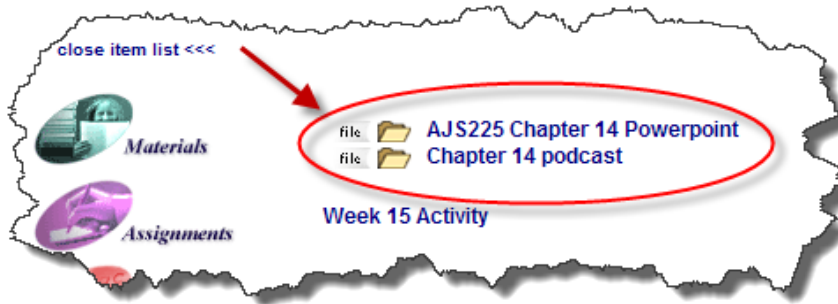
## **HOW TO VIEW MATERIALS**



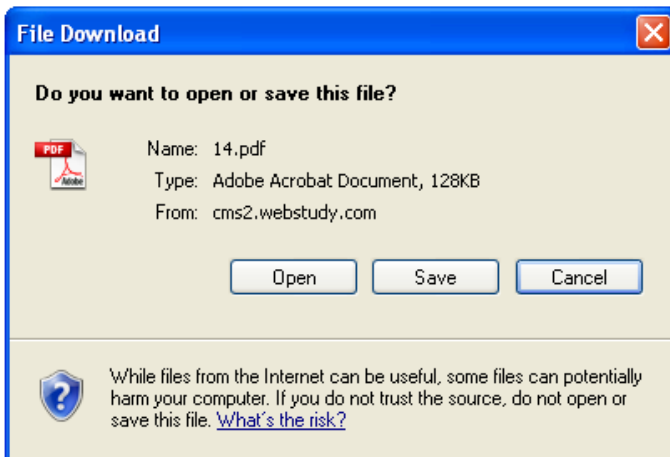
- Go to the Timeline tab on the right hand side of the screen.



- Go to the week of the materials you wish to view.
- Click on the link to the right of the Materials icon.



- A window may pop up asking if you would like to Open or Save the document, you can do either. Choose Open to view the material right away.



- Now you should be able to see the material.